

LED ENGINE 50 NARROW 3000K  
LE1030024

LUMINAIRE REF:

PROJECT REF:


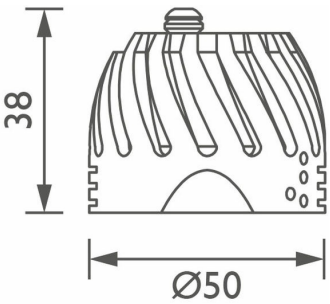
SALE



N/A

3000K NARROW LED ENGINE 927

Our LED Engine 50 is designed, engineered and manufactured in the UK with a patent for the unique twist and lock mechanism suitable for use with all our 50 downlights. This John Cullen LED engine benefits from a high CRI.



NARROW

WWW.JOHN CULLENLIGHTING.COM

UK +44 (0) 20 7371 9000 | Middle East & APAC +971 (0) 4 321 114 | Europe +33 (0)9 61 68 22 81



PART L  
COMPLIANT

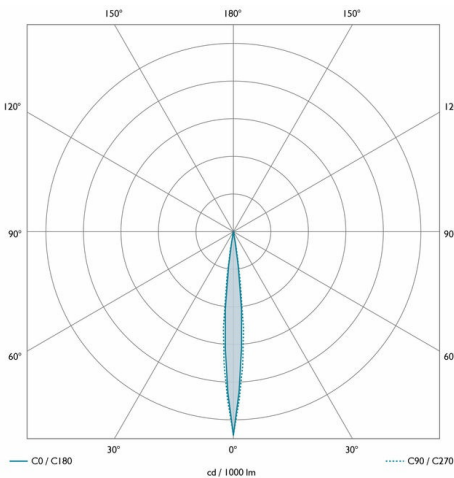
LED ENGINE 50 NARROW 3000K

LE1030024

LUMINAIRE REF:

PROJECT REF:

SPECIFICATION	NARROW
BEAM ANGLE (°)	10°
LED SOURCE LUMENS (LM)	629 lm
LUMINAIRE LUMENS (LM)	590 lm
INTENSITY RATING (CD)	N/A
POWER CONSUMPTION (W)	8.4W
LUMINAIRE EFFICACY (LM/W)	70.2 lm/W
DRIVE CURRENT (mA)	700mA
FORWARD VOLTAGE (V DC)	12V DC



INGRESS RATING	IP20
IMPACT RATING	N/A
COMPLIANCE	

COLOUR TEMPERATURE	3000K
CIE CRI AVAILABLE AS	>92 Ra
IES TM-30 COLOUR FIDELITY (Rf)	90
IES TM-30 COLOUR GAMUT (Rg)	>90
BINNING	2 SDCM
LIFETIME L70/B10 (HOURS)	>50000
AMBIENT TEMPERATURE (Ta)	Please check the data sheet of the intended product to use with

ELECTRICAL	
SOURCE TYPE	LED
PRODUCT CLASS	Class III (SELV low voltage)
DIMMING PROTOCOL	DALI dimmable
	1-10V dimmable
	Mains dimmable (phase cut dimming)
	Switched

OTHER DATA	
CABLE TYPE	2 Core Silicone (180 °C)
CABLE SIZE	6.4mm OD - 2 off 24/0.2 (0.75mm2)
CABLE LENGTH	185mm
CONNECTOR TYPE	AMP-TE SuperSeal 1.5 Series
WEIGHT	110g
FIRE RATED	N/A

