

SQUARE DOUBLE TRIMLESS BLACK IP54 SALE

DLDTL4023

LUMINAIRE REF:

PROJECT REF:

SALE


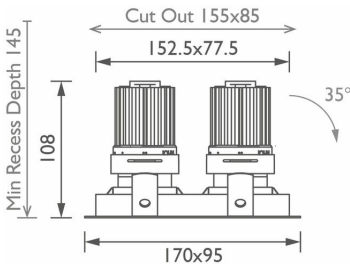


TWIN ARCHITECTURAL DIRECTIONAL NARROW BEAM BLACK DOWNLIGHT

Our Square Double Trimless 50 LED downlight uses an extra slim-line bezel with a deep 25mm dual black baffle system to help reduce glare. The downlight is suitable for plasterboard ceilings and can tilt up to 35 degrees and rotate a full 360 degrees.

See range of 50 or 50+ engines in sale or pair with our Pure 50 LED engines not in the sale.

BLACK RAL 9005



ACCESSORIES

- 

INTUMESCENT
FIREHOOD LARGE
ACFHXXLA1
- 

HONEYCOMB
INSERT 50MM
ACHC50MM1
- 

SPREADER LENS
50MM
ACLL50MM1
- 

SANDBLASTED
GLASS LENS 50MM
ACSG50MM1
- 

SOFTENING LENS
50MM
ACSL50MM2

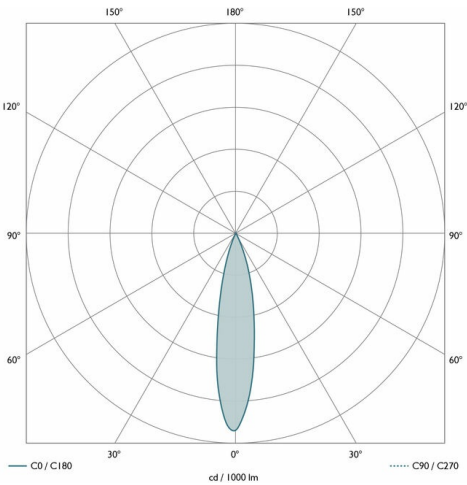
SQUARE DOUBLE TRIMLESS BLACK IP54 SALE

DLDTL4023

LUMINAIRE REF:

PROJECT REF:

SPECIFICATION	N/A
BEAM ANGLE (°)	22° x 2
LED SOURCE LUMENS (LM)	2688 lm
LUMINAIRE LUMENS (LM)	1494 lm
INTENSITY RATING (CD)	8237
POWER CONSUMPTION (W)	24W
LUMINAIRE EFFICACY (LM/W)	62 lm/W
DRIVE CURRENT (mA)	350 mA
FORWARD VOLTAGE (V DC)	72V DC



INGRESS RATING	IP20
IMPACT RATING	N/A
COMPLIANCE	

COLOUR TEMPERATURE	2700K
CIE CRI AVAILABLE AS	N/A
IES TM-30 COLOUR FIDELITY (Rf)	N/A
IES TM-30 COLOUR GAMUT (Rg)	N/A
BINNING	N/A
LIFETIME L70/B10 (HOURS)	>50000
AMBIENT TEMPERATURE (Ta)	-20 ... +35 °C

ELECTRICAL	
SOURCE TYPE	LED
PRODUCT CLASS	Class III (SELV low voltage)
DIMMING PROTOCOL	DALI/Phase cut/1-10V

OTHER DATA	
CABLE TYPE	2 Core Silicone (180 øC)
CABLE SIZE	6.4mm OD - 2 off 24/0.2 (0.75mm ²)
CABLE LENGTH	350mm
CONNECTOR TYPE	OJ-602B
WEIGHT	N/A
FIRE RATED	Yes

