

SQUARE PURE 30 TRIMLESS BLACK WIDE
KSS30L27WI9005

LUMINAIRE REF:

PROJECT REF:


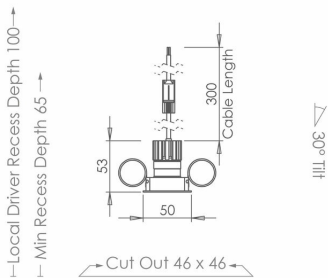


BLACK RAL 9005

ARCHITECTURAL DIRECTIONAL WIDE BLACK 2700K TRIMLESS MICRO DOWNLIGHT

Our Square 30 trimless LED downlight uses an extra slim-line bezel with a deep dual black baffle system to help reduce glare. The Square 30 LED downlight also features a unique concealed ceiling ring for easy lamp changing. It comes in trim and trimless versions.

The downlight is suitable for plasterboard ceilings and can tilt up to 30 degrees.



WIDE

ACCESSORIES

			
HONEYCOMB INSERT 23MM ACHC23MM1	SPREADER LENS 23MM ACLL23MM1	SANDBLASTED GLASS LENS 23MM ACSG23MM1	SOFTENING LENS 23MM ACSL23MM1



WWW.JOHN CULLENLIGHTING.COM

UK +44 (0) 20 7371 9000 | Middle East & APAC +971 (0) 4 321 114 | Europe +33 (0)9 61 68 22 81



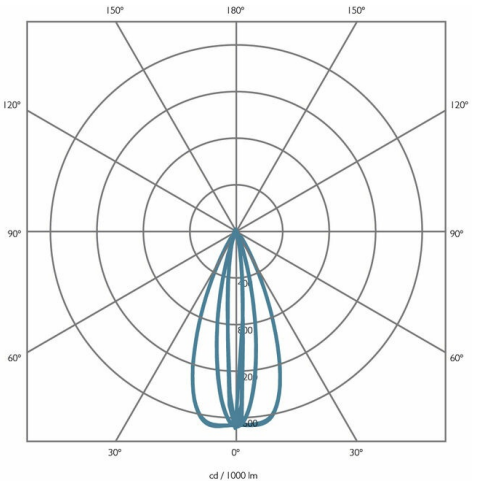
SQUARE PURE 30 TRIMLESS BLACK WIDE

KSS30L27WI9005

LUMINAIRE REF:

PROJECT REF:

SPECIFICATION	WIDE
BEAM ANGLE (°)	46°
LED SOURCE LUMENS (LM)	400
LUMINAIRE LUMENS (LM)	240
INTENSITY RATING (CD)	415
POWER CONSUMPTION (W)	3.9
LUMINAIRE EFFICACY (LM/W)	62
DRIVE CURRENT (mA)	350mA
FORWARD VOLTAGE (V DC)	11V DC

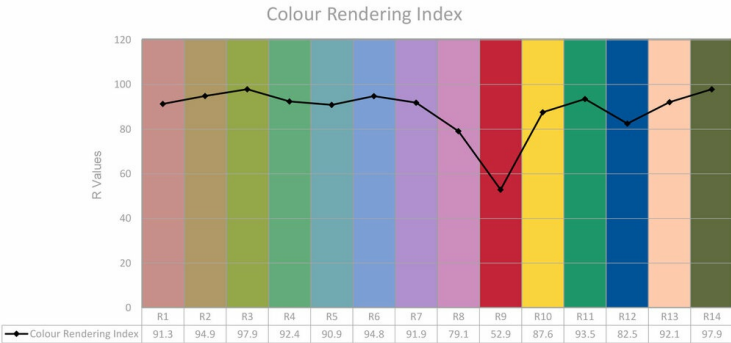
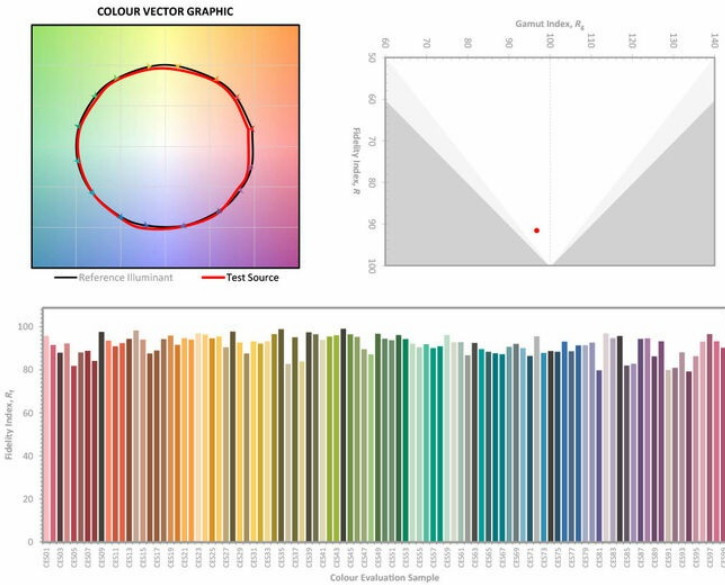


INGRESS RATING	IP20
IMPACT RATING	IK03
COMPLIANCE	IEC/EN 60598-1
	IEC/EN 60598-2-2

COLOUR TEMPERATURE	2700K
CIE CRI AVAILABLE AS	>90 Ra
IES TM-30 COLOUR FIDELITY (Rf)	>90
IES TM-30 COLOUR GAMUT (Rg)	>90
BINNING	2 SDCM
LIFETIME L70/B10 (HOURS)	>50000
AMBIENT TEMPERATURE (Ta)	-20 ... +25 °C

ELECTRICAL	
SOURCE TYPE	LED
PRODUCT CLASS	Class III (SELV low voltage)
DIMMING PROTOCOL	1-10V dimmable
	DALI dimmable
	Mains dimmable (phase cut dimming)
	Switched

OTHER DATA	
CABLE TYPE	2 Core Silicone (105°C)
CABLE SIZE	4.1mm OD - 2 off 17/0.15
CABLE LENGTH	300mm
CONNECTOR TYPE	OJ-602B
WEIGHT	N/A
FIRE RATED	Yes



WWW.JOHN CULLEN LIGHTING.COM

UK +44 (0) 20 7371 9000 | Middle East & APAC +971 (0) 4 321 114 | Europe +33 (0)9 61 68 22 81

