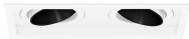


SQUARE DOUBLE PURE 30 TRIM WHITE
MEDIUM
KSD30T27ME9910

LUMINAIRE REF:

PROJECT REF:

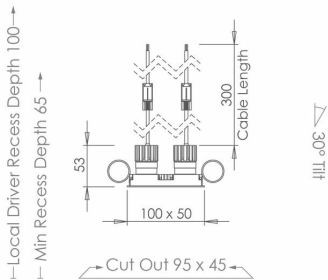


WHITE RAL 9003 TEXTURED

TWIN ARCHITECTURAL DIRECTIONAL MEDIUM WHITE 2700K MICRO DOWNLIGHT

The Square Double 30 is a miniature trim double architectural LED downlight. It has an extra slim-line bezel with a deep dual black baffle system to help reduce glare. The Square Double 30 LED downlight also features a unique concealed ceiling ring for easy lamp changing. The two downlights can be directed independently to suit your interiors. Its uniquely small size ensures it disappears into the ceiling.

This downlight is suitable for plasterboard ceilings and can tilt up to 30 degrees and rotate a full 360 degrees.



MEDIUM

ACCESSORIES



HONEYCOMB
INSERT 23MM
ACHC23MM1



SPREADER LENS
23MM
ACLL23MM1



SANDBLASTED
GLASS LENS 23MM
ACSG23MM1



SOFTENING LENS
23MM
ACSL23MM1

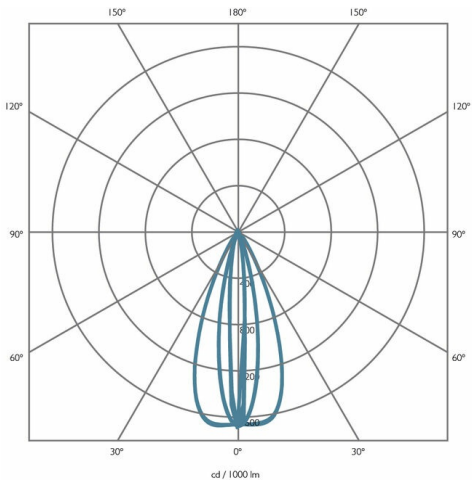


SQUARE DOUBLE PURE 30 TRIM WHITE
MEDIUM
KSD30T27ME9910

LUMINAIRE REF:

PROJECT REF:

SPECIFICATION	MEDIUM
BEAM ANGLE (°)	31°
LED SOURCE LUMENS (LM)	800
LUMINAIRE LUMENS (LM)	650
INTENSITY RATING (CD)	1660
POWER CONSUMPTION (W)	7.8
LUMINAIRE EFFICACY (LM/W)	72
DRIVE CURRENT (mA)	350mA
FORWARD VOLTAGE (V DC)	22V DC



INGRESS RATING	IP20
IMPACT RATING	IK03
COMPLIANCE	IEC/EN 60598-1
	IEC/EN 60598-2-2

COLOUR TEMPERATURE	2700K
CIE CRI AVAILABLE AS	>90 Ra
IES TM-30 COLOUR FIDELITY (Rf)	>90
IES TM-30 COLOUR GAMUT (Rg)	>90
BINNING	2 SDCM
LIFETIME L70/B10 (HOURS)	>50000
AMBIENT TEMPERATURE (Ta)	-20 ... +25 °C

ELECTRICAL	
SOURCE TYPE	LED
PRODUCT CLASS	Class III (SELV low voltage)
DIMMING PROTOCOL	1-10V dimmable
	DALI dimmable
	Mains dimmable (phase cut dimming)
	Switched

OTHER DATA	
CABLE TYPE	2 Core Silicone (105°C)
CABLE SIZE	4.1mm OD - 2 off 17/0.15
CABLE LENGTH	300mm
CONNECTOR TYPE	OJ-602B
WEIGHT	N/A
FIRE RATED	Yes

