

POLESCADE TUNE 50
DLPCTU502765011

LUMINAIRE REF:

PROJECT REF:


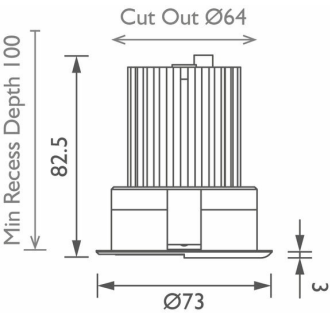


WHITE RAL9003 (PAINTABLE)

CEILING RECESSED WALL-WASHER

A completely new addition to our downlight 50 range, the Polescade 50 is a ceiling recessed wall-washer with unprecedented visual comfort. It is designed to achieve a perfectly even illumination with even coverage from top to bottom of the wall with absolutely no scalloping.

The Polescade 50 comes with three different LED engines: Pure 50, AmbiDim 50 and Tune 50. See the LED engines for full details. Technical details below for the Tune 50. Independently tested by LUX-TSI.



WALLWASH



WWW.JOHN CULLEN LIGHTING.COM

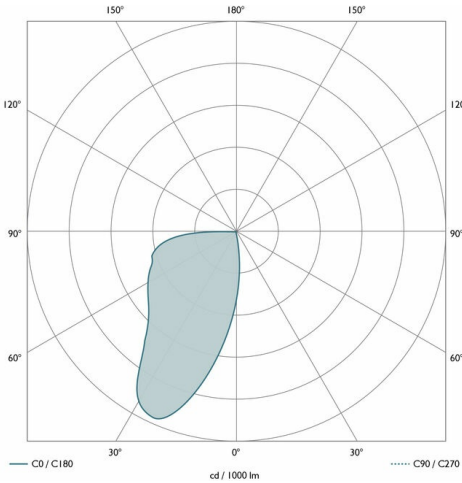
UK +44 (0) 20 7371 9000 | Middle East & APAC +971 (0) 4 321 114 | Europe +33 (0)9 61 68 22 81

POLESCADE TUNE 50
DLPCTU502765011

LUMINAIRE REF:

PROJECT REF:

SPECIFICATION	WALLWASH
BEAM ANGLE (°)	Wallwash
LED SOURCE LUMENS (LM)	866 lm @ 2700K
LUMINAIRE LUMENS (LM)	N/A
INTENSITY RATING (CD)	N/A
POWER CONSUMPTION (W)	12W
LUMINAIRE EFFICACY (LM/W)	N/A
DRIVE CURRENT (mA)	350mA
FORWARD VOLTAGE (V DC)	36V DC



INGRESS RATING	IP65
IMPACT RATING	N/A
COMPLIANCE	IEC/EN 60598-1:2015
	IEC/EN 60598-2-2:2012
	IEC/EN 60598-2-13:2006

COLOUR TEMPERATURE	2700K - 6500K
CIE CRI AVAILABLE AS	93 Ra
IES TM-30 COLOUR FIDELITY (Rf)	N/A
IES TM-30 COLOUR GAMUT (Rg)	N/A
BINNING	2 SDCM
LIFETIME L70/B10 (HOURS)	>50000
AMBIENT TEMPERATURE (Ta)	-20 ... +40 °C

ELECTRICAL	
SOURCE TYPE	LED
PRODUCT CLASS	Class III (SELV low voltage)
DIMMING PROTOCOL	DALI dimmable
	1-10V dimmable
	Mains dimmable (phase cut dimming)
	Switched

OTHER DATA	
CABLE TYPE	2 Core Silicone (180 °C)
CABLE SIZE	4 off 24/0.2 (0.75mm ²)
CABLE LENGTH	125mm
CONNECTOR TYPE	N/A
WEIGHT	N/A
FIRE RATED	Yes

