

PURE 50 ENGINE
LEPU50WI27122

LUMINAIRE REF:

PROJECT REF:


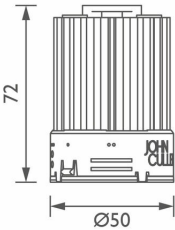


N/A

THE NEW STANDARD OF EXCELLENCE

Our Pure 50 Engine sets the new standard of excellence for LED engines. Designed in Britain, the Pure 50 offers pure performance with 98CRI, and R9 values over 98. This product comes with super spot, spot, narrow, medium, wide, and super-wide beam angles.

This 50 engine has been designed to work with all of our 50 architectural LED downlights, including both current and past fittings. The engine features a patented twist and lock LED engine mount and plug-in LED driver for interchangeable components on-site with no hand tools required.



WIDE

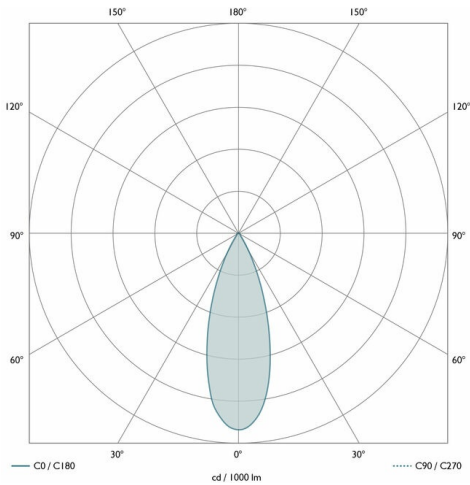


PURE 50 ENGINE
LEPU50WI27122

LUMINAIRE REF:

PROJECT REF:

SPECIFICATION	WIDE
BEAM ANGLE (°)	36°
LED SOURCE LUMENS (LM)	1344 lm
LUMINAIRE LUMENS (LM)	N/A
INTENSITY RATING (CD)	2459
POWER CONSUMPTION (W)	12W
LUMINAIRE EFFICACY (LM/W)	92.6 lm/W
DRIVE CURRENT (mA)	350mA
FORWARD VOLTAGE (V DC)	36V DC



TM66	2.3 (LIA Assured Verification Score)
INGRESS RATING	IP20
IMPACT RATING	N/A
COMPLIANCE	IEC/EN 62031:2020

COLOUR TEMPERATURE	2700K
CIE CRI AVAILABLE AS	98 Ra
IES TM-30 COLOUR FIDELITY (Rf)	95
IES TM-30 COLOUR GAMUT (Rg)	100
BINNING	2 SDCM
LIFETIME L70/B10 (HOURS)	>50000
AMBIENT TEMPERATURE (Ta)	Please check the data sheet of the intended product to use with

ELECTRICAL	
SOURCE TYPE	LED
PRODUCT CLASS	Class III (SELV low voltage)
DIMMING PROTOCOL	DALI dimmable
	1-10V dimmable
	Mains dimmable (phase cut dimming)
	Switched

OTHER DATA	
CABLE TYPE	2 Core Silicone (180 øC)
CABLE SIZE	6.4mm OD - 2 off 24/0.2 (0.75mm2)
CABLE LENGTH	300mm
CONNECTOR TYPE	OJ-602B
WEIGHT	N/A
FIRE RATED	N/A

