

LUCCA 60 ELLIPTICAL STAINLESS STEEL
ULL6TE172


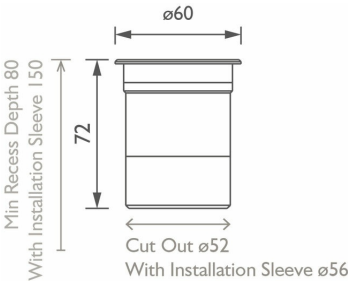
LUMINAIRE REF:

PROJECT REF:



STAINLESS STEEL

STAINLESS STEEL NARROW BEAM UPLIGHT FOR USE IN ARCHITECTURAL LIGHTING, BOTH INSIDE AND OUT.
The Lucca 60 is an energy efficient LED midi uplight. It is ideal for creating stunning uplighting effects such as wall washing where heat is an issue. The asymmetric variant directs light ~20° towards a surface. It can be used both inside and out. If used inside the warranty increases to 5 years.



ELLIPTICAL

ACCESSORIES



IP66 ENCLOSURE
FOR DRIVER
LARGE
ACENIPLRG



IP66 ENCLOSURE
FOR DRIVER
SMALL
ACENIPSML



LUCCA 60 TRIM
BURIAL SLEEVE
ACL6TRS1

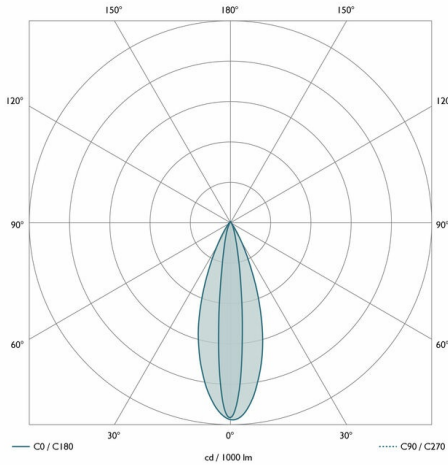


LUCCA 60 ELLIPTICAL STAINLESS STEEL
ULL6TE172

LUMINAIRE REF:

PROJECT REF:

SPECIFICATION	ELLIPTICAL
BEAM ANGLE (°)	Elliptical
LED SOURCE LUMENS (LM)	516 lm
LUMINAIRE LUMENS (LM)	262 lm
INTENSITY RATING (CD)	1021
POWER CONSUMPTION (W)	6W
LUMINAIRE EFFICACY (LM/W)	44 lm/W
DRIVE CURRENT (mA)	500mA
FORWARD VOLTAGE (V DC)	12V DC

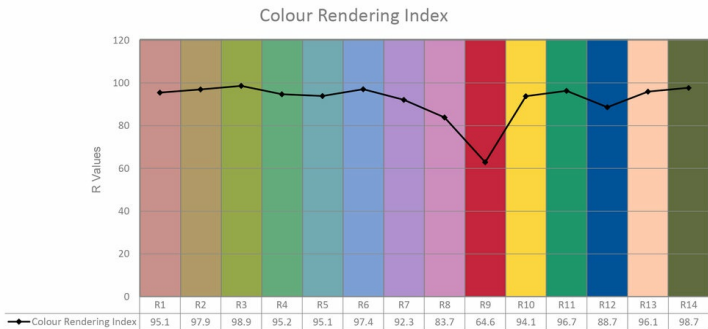


INGRESS RATING	IP67
IMPACT RATING	IK10
COMPLIANCE	IEC/EN 60598-1:2015
	IEC/EN 60598-2-2:2012
	IEC/EN 60598-2-13:2006

COLOUR TEMPERATURE	2700K
CIE CRI AVAILABLE AS	>90 Ra
IES TM-30 COLOUR FIDELITY (Rf)	>90
IES TM-30 COLOUR GAMUT (Rg)	>95
BINNING	2 SDCM
LIFETIME L70/B10 (HOURS)	>50000
AMBIENT TEMPERATURE (Ta)	-20 ... +40 °C

ELECTRICAL	
SOURCE TYPE	LED
PRODUCT CLASS	Class III (SELV low voltage)
DIMMING PROTOCOL	DALI dimmable
	1-10V dimmable
	Mains dimmable (phase cut dimming)
	Switched

OTHER DATA	
CABLE TYPE	2 Core Silicone (180 °C)
CABLE SIZE	2 off 7/0.2 (0.22mm2)
CABLE LENGTH	1000mm
CONNECTOR TYPE	N/A
WEIGHT	N/A
FIRE RATED	N/A



WWW.JOHN CULLEN LIGHTING.COM

UK +44 (0) 20 7371 9000 | Middle East & APAC +971 (0) 4 321 114 | Europe +33 (0)9 61 68 22 81

