

SQUARE 30

ARCHITECTURAL DIRECTIONAL MICRO DOWNLIGHT

LUMINAIRE REF:

PROJECT REF:

Our Square 30 LED downlight uses an extra slim-line bezel with a deep dual black baffle system to help reduce glare. The Square 30 LED downlight also features a unique concealed ceiling ring for easy lamp changing. It comes in trim and trimless versions.


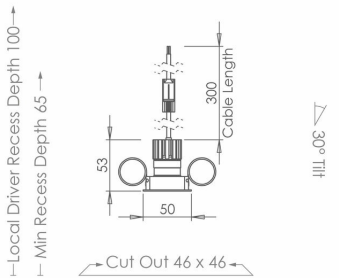
The downlight is suitable for plasterboard ceilings and can tilt up to 30 degrees.




BLACK RAL 9005




WHITE RAL 9003
TEXTURED



NARROW



MEDIUM



WIDE

ACCESSORIES



HONEYCOMB
INSERT 23MM
ACHC23MM1



SPREADER LENS
23MM
ACLL23MM1



SANDBLASTED
GLASS LENS 23MM
ACSG23MM1



SOFTENING LENS
23MM
ACSL23MM1



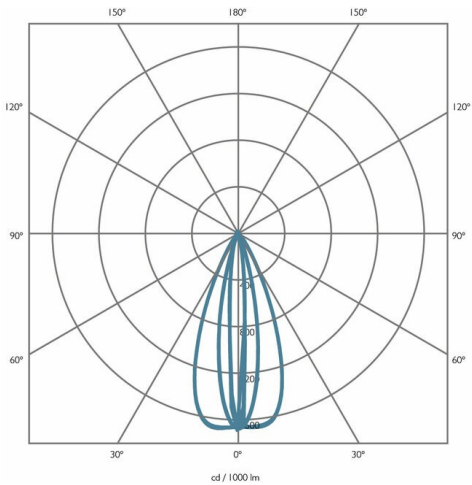
SQUARE 30

ARCHITECTURAL DIRECTIONAL MICRO DOWNLIGHT

LUMINAIRE REF:

PROJECT REF:

SPECIFICATION	NARROW	MEDIUM	WIDE
BEAM ANGLE (°)	11°	32°	46°
LED SOURCE LUMENS (LM)	172	400	400
LUMINAIRE LUMENS (LM)	146	280	240
INTENSITY RATING (CD)	2570	830	415
POWER CONSUMPTION (W)	2	3.9	3.9
LUMINAIRE EFFICACY (LM/W)	73	72	62
DRIVE CURRENT (mA)	700mA	350mA	350mA
FORWARD VOLTAGE (V DC)	3V DC	11V DC	11V DC

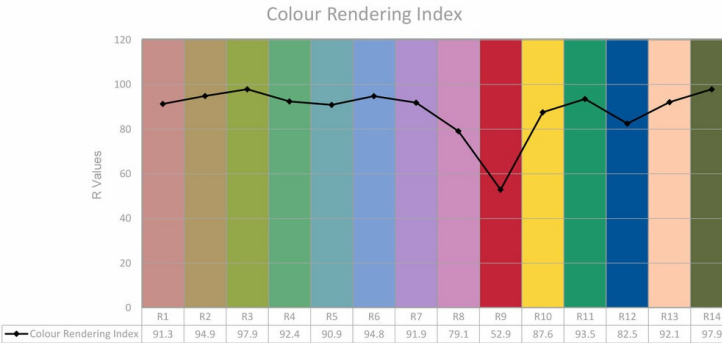
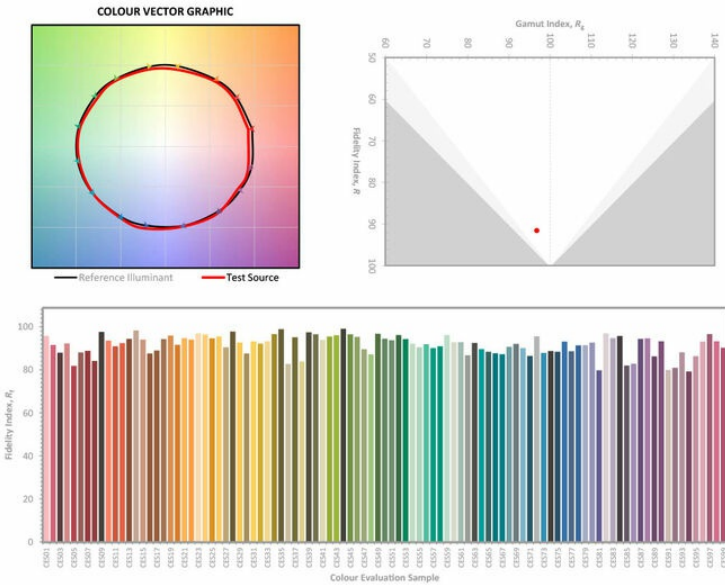


INGRESS RATING	IP20
IMPACT RATING	IK03
COMPLIANCE	IEC/EN 60598-1
	IEC/EN 60598-2-2

COLOUR TEMPERATURE	2700K
CIE CRI AVAILABLE AS	>90 - 98 Ra
IES TM-30 COLOUR FIDELITY (Rf)	>90
IES TM-30 COLOUR GAMUT (Rg)	>95 Ra
BINNING	2 SDCM
LIFETIME L70/B10 (HOURS)	>50000
AMBIENT TEMPERATURE (Ta)	-20 ... +25 °C

ELECTRICAL	
SOURCE TYPE	LED
PRODUCT CLASS	Class III (SELV low voltage)
DIMMING PROTOCOL	1-10V dimmable
	DALI dimmable
	Mains dimmable (phase cut dimming)
	Switched

OTHER DATA	
CABLE TYPE	2 Core Silicone (105°C)
CABLE SIZE	4.1mm OD - 2 off 17/0.15
CABLE LENGTH	300mm
CONNECTOR TYPE	OJ-602B
WEIGHT	N/A
FIRE RATED	Yes



WWW.JOHN CULLEN LIGHTING.COM

UK +44 (0) 20 7371 9000 | Middle East & APAC +971 (0) 4 321 114 | Europe +33 (0)9 61 68 22 81

