

SQUARE 50 DOWNLIGHT  
ARCHITECTURAL DIRECTIONAL DOWNLIGHT

LUMINAIRE REF:

PROJECT REF:

Our Square 50 LED downlight uses an extra slim-line bezel with a deep 25mm dual black baffle system to help reduce glare. The downlight is suitable for plasterboard ceilings and can tilt up to 35 degrees and rotate a full 360 degrees. It comes in trim and trimless versions.


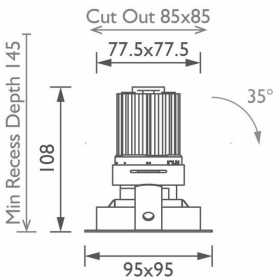
The Square 50 now comes with three different LED engines: Pure 50, AmbiDim 50 and Tune 50. See the LED engines for full details. Technical details below for the Pure 50. The engine features a plug in LED driver for interchangeable components on site with no hand tools required.




WHITE RAL 9910




BLACK RAL 9005




SUPERSPOT




SPOT




NARROW



MEDIUM



WIDE



SUPERWIDE

ACCESSORIES



INTUMESCENT  
FIREHOOD SMALL  
ACFHXXSM1



HONEYCOMB  
INSERT 50MM  
ACHC50MM1



SPREADER LENS  
50MM  
ACLL50MM1



SANDBLASTED  
GLASS LENS 50MM  
ACSG50MM1



SOFTENING LENS  
50MM  
ACSL50MM2



WWW.JOHN CULLEN LIGHTING.COM

UK +44 (0) 20 7371 9000 | Middle East & APAC +971 (0) 4 321 114 | Europe +33 (0)9 61 68 22 81



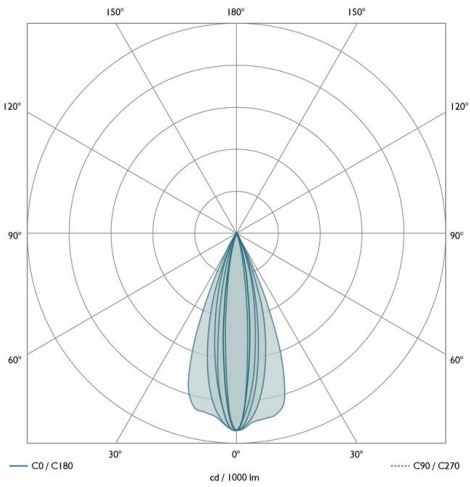
SQUARE 50 DOWNLIGHT

ARCHITECTURAL DIRECTIONAL DOWNLIGHT

LUMINAIRE REF:

PROJECT REF:

SPECIFICATION	SUPERSPOT	SPOT	NARROW	MEDIUM	WIDE	SUPERWIDE
BEAM ANGLE (°)	13°	16°	22°	26°	34°	45°
LED SOURCE LUMENS (LM)	507 lm	998 lm	1344 lm	1344 lm	1344 lm	1344 lm
LUMINAIRE LUMENS (LM)	312 lm	710 lm	747 lm	711 lm	661 lm	597 lm
INTENSITY RATING (CD)	3816	6442	4118	3064	1945	1157
POWER CONSUMPTION (W)	6.6W	12.8W	12W	12W	12W	12W
LUMINAIRE EFFICACY (LM/W)	47 lm/W	55 lm/W	62 lm/W	59 lm/W	55 lm/W	50 lm/W
DRIVE CURRENT (mA)	350 mA	350 mA	350 mA	350 mA	350 mA	350 mA
FORWARD VOLTAGE (V DC)	18V DC	36V DC	36V DC	36V DC	36V DC	36V DC

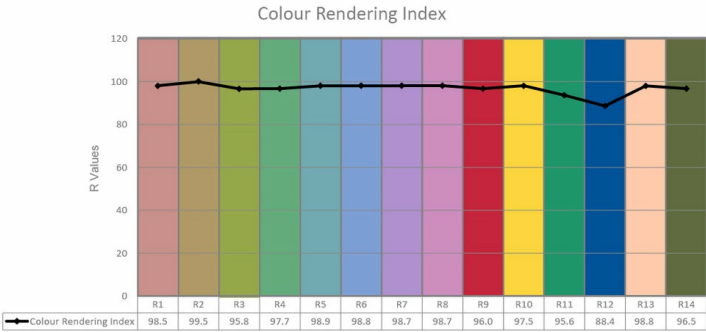
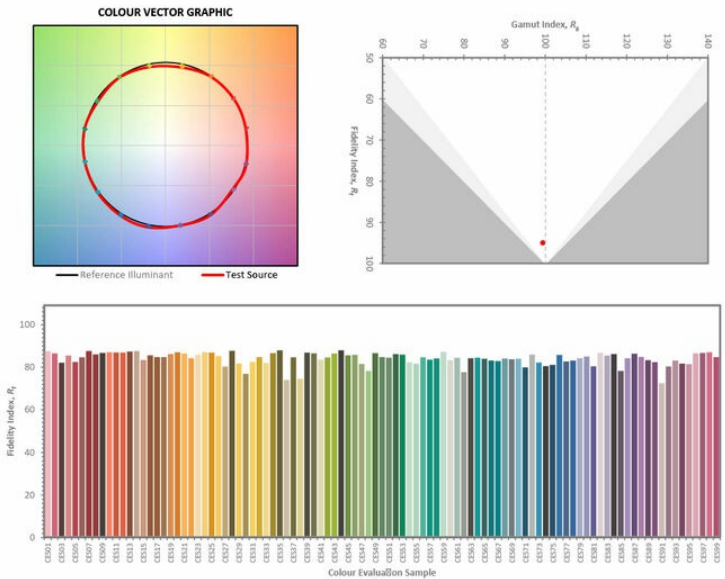


INGRESS RATING	IP20
IMPACT RATING	IK03
COMPLIANCE	IEC/EN 60598-1:2015
	IEC/EN 60598-2-2:2012

COLOUR TEMPERATURE	2700K,3000K
CIE CRI AVAILABLE AS	98 Ra
IES TM-30 COLOUR FIDELITY (Rf)	95
IES TM-30 COLOUR GAMUT (Rg)	99.4
BINNING	2 SDCM
LIFETIME L70/B10 (HOURS)	>50000
AMBIENT TEMPERATURE (Ta)	-20 ... +35 °C

ELECTRICAL	
SOURCE TYPE	LED
PRODUCT CLASS	Class III (SELV low voltage)
DIMMING PROTOCOL	1-10V dimmable
	DALI dimmable
	Mains dimmable (phase cut dimming)
	Switched

OTHER DATA	
Cable Type	2 Core Silicone (180 °C)
Cable Size	6.4mm OD - 2 off 24/0.2 (0.75mm2)
Cable Length	350mm
Connector Type	OJ-602B
Weight	760g
Fire rated	N/A



WWW.JOHN CULLEN LIGHTING.COM

UK +44 (0) 20 7371 9000 | Middle East & APAC +971 (0) 4 321 114 | Europe +33 (0)9 61 68 22 81

