

GUIDA  
GLG227173

LUMINAIRE REF:

PROJECT REF:


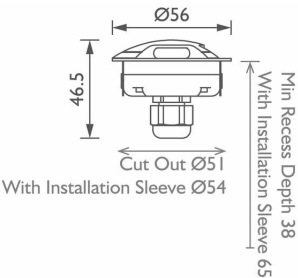


STAINLESS STEEL

LOW PROFILE INDICATOR STAINLESS STEEL LIGHT WITH A DOUBLE FACET

The Guida is an exterior in-ground LED indicator light producing a low glare light across the ground. It is ideal for multiple uses including exterior landscaping and marine applications by lighting the edge of pathways, steps or decking.

This indicator light is available in a single or double facet depending in which direction you want the light to be angled.



DOUBLE FLOORWASH

ACCESSORIES



IP66 ENCLOSURE  
FOR DRIVER  
LARGE  
ACENIPLRG



IP66 ENCLOSURE  
FOR DRIVER  
SMALL  
ACENIPSML



IP68 IN-LINE  
CONNECTION  
ACILIP68C



INSTALLATION  
SLEEVE  
ACISGUID1



IP68 Y-JUNCTION  
CONNECTION  
ACYJBIP68

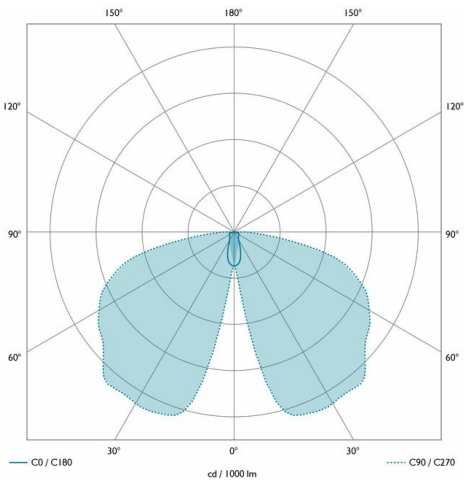


GUIDA  
GLG227173

LUMINAIRE REF:

PROJECT REF:

SPECIFICATION	DOUBLE FLOORWASH
BEAM ANGLE (°)	71° x 47.5°
LED SOURCE LUMENS (LM)	90 lm
LUMINAIRE LUMENS (LM)	20 lm
INTENSITY RATING (CD)	32
POWER CONSUMPTION (W)	1W
LUMINAIRE EFFICACY (LM/W)	20 lm/W
DRIVE CURRENT (mA)	350mA
FORWARD VOLTAGE (V DC)	2.7



INGRESS RATING	IP67
IMPACT RATING	IK20
COMPLIANCE	IEC/EN 60598-1:2015
	IEC/EN 60598-2-2:2012
	IEC/EN 60598-2-13:2006

COLOUR TEMPERATURE	2700K
CIE CRI AVAILABLE AS	98 Ra
IES TM-30 COLOUR FIDELITY (Rf)	94.9
IES TM-30 COLOUR GAMUT (Rg)	98.7
BINNING	2 SDCM (Equivalent)
LIFETIME L70/B10 (HOURS)	>50000
AMBIENT TEMPERATURE (Ta)	-20 ... +40 °C

ELECTRICAL	
SOURCE TYPE	LED
PRODUCT CLASS	Class III (SELV low voltage)
DIMMING PROTOCOL	DALI dimmable
	1-10V dimmable
	Switched

OTHER DATA	
Cable Type	2 Core Silicone (180 °C)
Cable Size	6.4mm OD - 2 off 24/0.2 (0.75mm2)
Cable Length	5000mm
Connector Type	N/A
Weight	2200g
Fire rated	N/A

