

CONTOUR EDGE WALL GRAZER
IN-GROUND LOW GLARE WALL GRAZER

LUMINAIRE REF:


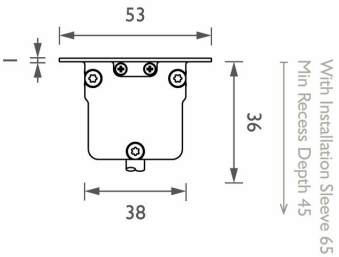
PROJECT REF:



BLACK ANODISED

The Contour Edge is an in-ground wall grazer delivering the highest quality of light with the lowest glare in the most discreet housing possible. It comes in 4 sizes - 250mm, 500mm, 750mm and 1000mm, which can be easily paired together to create a longer run ensuring a continuous graze.

It is ideal as both an interior or exterior wall grazer when you require uniform light up a wall. If using inside, the warranty increases to 5 years.



ELLIPTICAL

ACCESSORIES



CONTOUR EDGE
INSTALLATION
SLEEVE
CONNECTOR
ACCECNCTR1



CONTOUR EDGE
100 CONCRETE
CAN
ACLCE10CC1



COMBINABLE
CONTOUR EDGE
100 INSTALLATION
SLEEVE
ACLCE10IS2



SINGLE CONTOUR
EDGE 50
CONCRETE CAN
ACLCE50CC1



COMBINABLE
CONTOUR EDGE
50 INSTALLATION
SLEEVE
ACLCE50IS2



SINGLE CONTOUR
EDGE 75
CONCRETE CAN
ACLCE75CC1



COMBINABLE
CONTOUR EDGE
75 INSTALLATION
SLEEVE
ACLCE75IS2



WWW.JOHN CULLEN LIGHTING.COM

UK +44 (0) 20 7371 9000 | Middle East & APAC +971 (0) 4 321 114 | Europe +33 (0)9 61 68 22 81

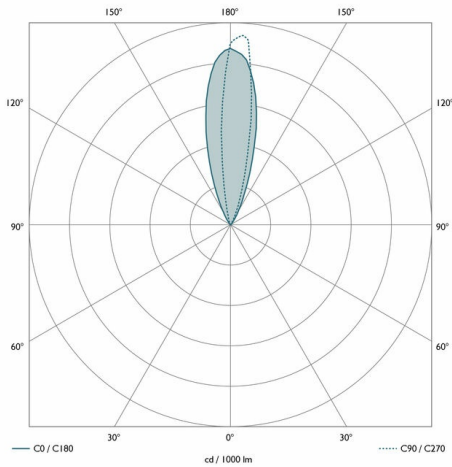


CONTOUR EDGE WALL GRAZER
IN-GROUND LOW GLARE WALL GRAZER

LUMINAIRE REF:

PROJECT REF:

SPECIFICATION	ELLIPTICAL
BEAM ANGLE (°)	35° + 15°
LED SOURCE LUMENS (LM)	561 lm
LUMINAIRE LUMENS (LM)	193 lm
INTENSITY RATING (CD)	720
POWER CONSUMPTION (W)	6W
LUMINAIRE EFFICACY (LM/W)	32 lm/W
DRIVE CURRENT (mA)	700mA
FORWARD VOLTAGE (V DC)	9.5V DC

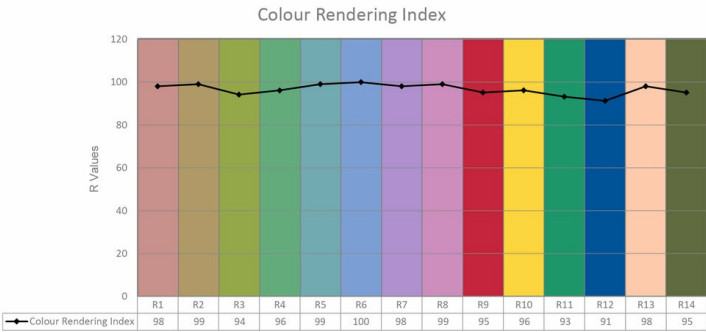
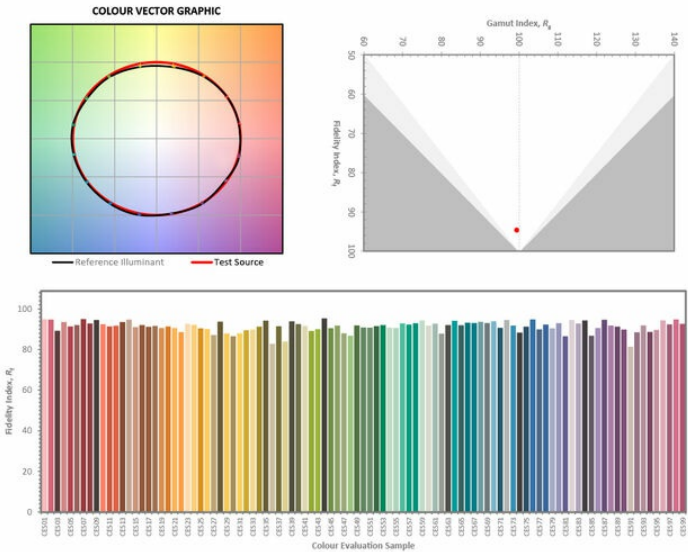


INGRESS RATING	IP67
IMPACT RATING	IK08
COMPLIANCE	IEC/EN 60598-1:2015
	IEC/EN 60598-2-2:2012
	IEC/EN 60598-2-13:2007

COLOUR TEMPERATURE	2700K
CIE CRI AVAILABLE AS	98 Ra
IES TM-30 COLOUR FIDELITY (Rf)	>90
IES TM-30 COLOUR GAMUT (Rg)	>90
BINNING	2 SDCM (Equivalent)
LIFETIME L70/B10 (HOURS)	>50000
AMBIENT TEMPERATURE (Ta)	-20 ... +40 °C

ELECTRICAL	
SOURCE TYPE	LED
PRODUCT CLASS	Class III (SELV low voltage)
DIMMING PROTOCOL	1-10V dimmable
	DALI dimmable
	Mains dimmable (phase cut dimming)
	Switched

OTHER DATA	
CABLE TYPE	2 Core Silicone (180°C)
CABLE SIZE	2 off 7/0.2 (0.22mm2)
CABLE LENGTH	2000 mm
CONNECTOR TYPE	N/A
WEIGHT	N/A
FIRE RATED	N/A



WWW.JOHN CULLEN LIGHTING.COM

UK +44 (0) 20 7371 9000 | Middle East & APAC +971 (0) 4 321 114 | Europe +33 (0)9 61 68 22 81

